



GAI-TRONICS® CORPORATION
A HUBBELL COMPANY

Model 751-005 Speaker Amplifier

Confidentiality Notice



This manual is provided solely as an operational, installation, and maintenance guide and contains sensitive business and technical information that is confidential and proprietary to GAI-Tronics. GAI-Tronics retains all intellectual property and other rights in or to the information contained herein, and such information may only be used in connection with the operation of your GAI-Tronics product or system. This manual may not be disclosed in any form, in whole or in part, directly or indirectly, to any third party.

General Information

The Model 751-005 Speaker Amplifier is a component of the 700 Series Page/Party® system. It mates directly with the Page/Party® series enclosures and broadcasts page announcements over the Page/Party® system speakers. The Model 751-005 is constructed of 16-gauge cold-rolled steel and is suitable for either indoor or outdoor use.

Installation

 **CAUTION**  **Do not install this equipment in hazardous areas or areas other than those on the equipment approval list in the Specifications section. Such installation may cause a safety hazard and consequent injury or property damage.**

 **WARNING**  **Do not disconnect equipment while the circuit is energized.**

For continued IP 66 protection, torque setting for securing the amplifier to the enclosure should be 10 to 12 in-lbs. or 1.13 to 1.36 n-m. To install, plug the Model 751-005 Speaker Amplifier into the appropriate enclosure, and tighten the four screws in the corners of the front panel. Refer to Figure 1 for typical installation details.

Adjustment

Model 751-005 Speaker Amplifier mates with an enclosure wired directly to a speaker. The speaker volume adjustment is located under the GAI-Tronics nameplate on the front panel. Refer to Figure 1. Use a small flat-blade screwdriver to adjust the speaker sound volume.

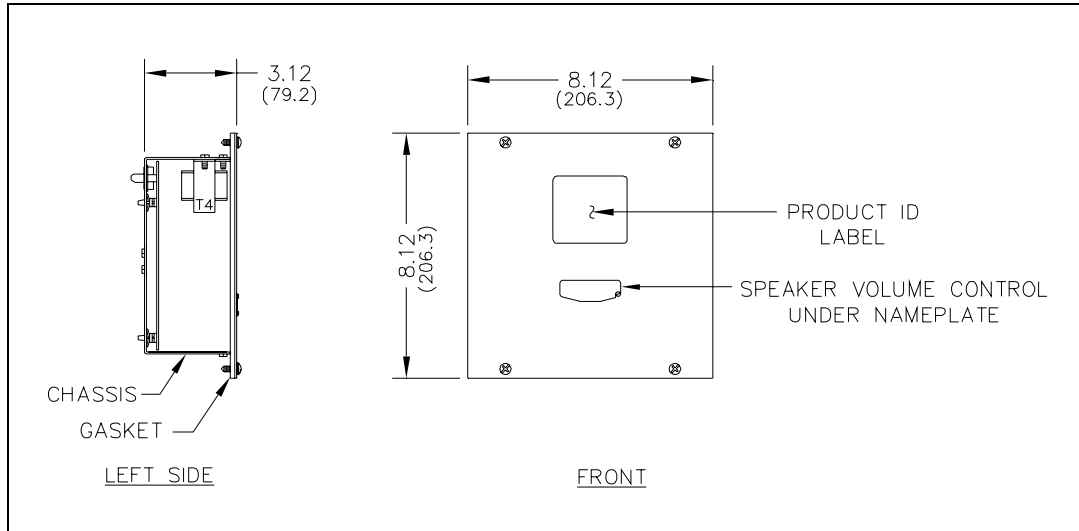


Figure 1. Model 751-005 Speaker Amplifier Outline Diagram

Maintenance

Fuses



Do not remove fuses when energized. Replace with the same type and size fuse.

F2 = T.630A, 250V, 5×20 mm, IEC 60127-2.

Troubleshooting

The table below lists some hints to aid technicians in troubleshooting:

Problem	Solution
Feedback/distortion (a hum or buzz on the line) occurs during all Page/Party® station operation.	The line may be improperly terminated. Inspect the system cable for loose connections, shorts, and grounds. Line balance assembly connections are critical.
Associated speaker level requires adjustment.	Adjust the speaker volume control located on the amplifier front panel, behind the nameplate. Refer to Figure 1. Use a small standard screwdriver to perform these adjustments.

Warranty

Equipment. GAI-Tronics warrants for a period of one (1) year from the date of shipment, that any GAI-Tronics equipment supplied hereunder shall be free of defects in material and workmanship, shall comply with the then-current product specifications and product literature, and if applicable, shall be fit for the purpose specified in the agreed-upon quotation or proposal document. If (a) Seller's goods prove to be defective in workmanship and/or material under normal and proper usage, or unfit for the purpose specified and agreed upon, and (b) Buyer's claim is made within the warranty period set forth above, Buyer may return such goods to GAI-Tronics' nearest depot repair facility, freight prepaid, at which time they will be repaired or replaced, at Seller's option, without charge to Buyer. Repair or replacement shall be Buyer's sole and exclusive remedy. The warranty period on any repaired or replacement equipment shall be the greater of the ninety (90) day repair warranty or one (1) year from the date the original equipment was shipped. In no event shall GAI-Tronics warranty obligations with respect to equipment exceed 100% of the total cost of the equipment supplied hereunder. Buyer may also be entitled to the manufacturer's warranty on any third-party goods supplied by GAI-Tronics hereunder. The applicability of any such third-party warranty will be determined by GAI-Tronics.

Services. Any services GAI-Tronics provides hereunder, whether directly or through subcontractors, shall be performed in accordance with the standard of care with which such services are normally provided in the industry. If the services fail to meet the applicable industry standard, GAI-Tronics will re-perform such services at no cost to buyer to correct said deficiency to Company's satisfaction provided any and all issues are identified prior to the demobilization of the Contractor's personnel from the work site. Re-performance of services shall be Buyer's sole and exclusive remedy, and in no event shall GAI-Tronics warranty obligations with respect to services exceed 100% of the total cost of the services provided hereunder.

Warranty Periods. Every claim by Buyer alleging a defect in the goods and/or services provided hereunder shall be deemed waived unless such claim is made in writing within the applicable warranty periods as set forth above. Provided, however, that if the defect complained of is latent and not discoverable within the above warranty periods, every claim arising on account of such latent defect shall be deemed waived unless it is made in writing within a reasonable time after such latent defect is or should have been discovered by Buyer.

Limitations / Exclusions. The warranties herein shall not apply to, and GAI-Tronics shall not be responsible for, any damage to the goods or failure of the services supplied hereunder, to the extent caused by Buyer's neglect, failure to follow operational and maintenance procedures provided with the equipment, or the use of technicians not specifically authorized by GAI-Tronics to maintain or service the equipment. **THE WARRANTIES AND REMEDIES CONTAINED HEREIN ARE IN LIEU OF AND EXCLUDE ALL OTHER WARRANTIES AND REMEDIES, WHETHER EXPRESS OR IMPLIED BY OPERATION OF LAW OR OTHERWISE, INCLUDING ANY WARRANTIES OF MERCHANTABILITY OR FITNESS FOR A PARTICULAR PURPOSE.**

Return Policy

If the equipment requires service, contact your Regional Service Center for a return authorization number (RA#). Equipment should be shipped prepaid to GAI-Tronics with a return authorization number and a purchase order number. If the equipment is under warranty, repairs or a replacement will be made in accordance with the warranty policy set forth above. Please include a written explanation of all defects to assist our technicians in their troubleshooting efforts.

Call 800-492-1212 (inside the USA) or 610-777-1374 (outside the USA) for help identifying the Regional Service Center closest to you.