



GAI-TRONICS® CORPORATION
A HUBBELL COMPANY

Power Supply Replacement Kit



MODEL 12560-004

Confidentiality Notice

This manual is provided solely as an operational, installation, and maintenance guide and contains sensitive business and technical information that is confidential and proprietary to GAI-Tronics. GAI-Tronics retains all intellectual property and other rights in or to the information contained herein, and such information may only be used in connection with the operation of your GAI-Tronics product or system. This manual may not be disclosed in any form, in whole or in part, directly or indirectly, to any third party.

General Information

The Model 12560-004 Power Supply Replacement Kit is for use on the Model 10457-010 Card Rack Assembly.

 **WARNING**  **Disconnect power to the card rack before performing any maintenance.**

Removing the Old Power Supply

Refer to Figure 1 and Figure 2 for component location and installation details.

1. Ensure that ac power to card rack is removed.
2. At the rear of the Model 10457-010 Card Rack Assembly, remove the four outside screws on the upper panel.
3. Gently lift the power supply panel away from the rack.

 **CAUTION** 

There are cables connecting the power supply to the backplane PCBA.

4. Carefully disconnect the wiring harness's FASTON™ connectors from the backplane PCBA. Do not remove the black wire, which is part of the backplane PCBA.

5. Remove the ac connector from the power supply.
6. At the rear of the power supply panel, remove the four power supply mounting screws, and free the power supply.

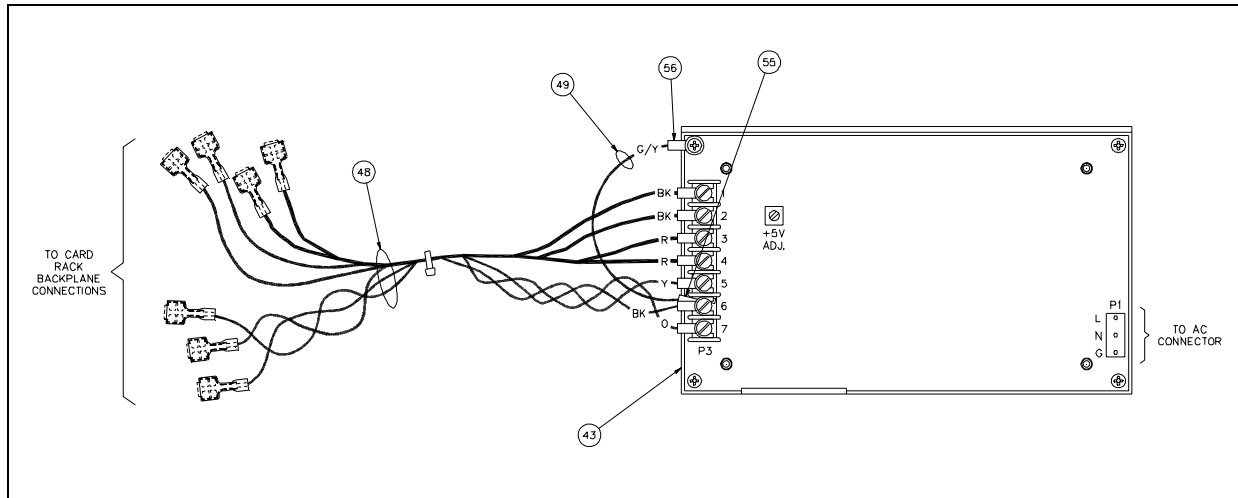


Figure 1.

Installing the New Power Supply

Refer to Figure 1 and Figure 2 for component location and installation details.

1. Attach the replacement power supply to the panel using the four power supply mounting screws.
2. Reattach the ac connector to the power supply and reattach the harness assembly's FASTON™ lugs to the backplane PCBA at the appropriate locations. Use firm pressure to insure a tight connector fit. See Table 1.

Table 1.

Power Supply Harness Wire Color	TO: Backplane Terminal
No. 14 AWG Red	+5 volts
No. 14 AWG Red	+5 volts
No. 14 AWG Black	GND (D GND)
No. 14 AWG Black	GND (D GND)
No. 18 AWG Black/White	+5 volt standby (A-GND)
No. 18 AWG Orange	+12 volts
No. 18 AWG Yellow	-12 volts

3. Reattach the power supply assembly to the card rack with the four outer screws. Use caution to avoid pinching harness wires during re-assembly.
4. Reapply ac power.

Figure 2 shows the wire connection points from the replacement power supply harness to backplane PCBA.

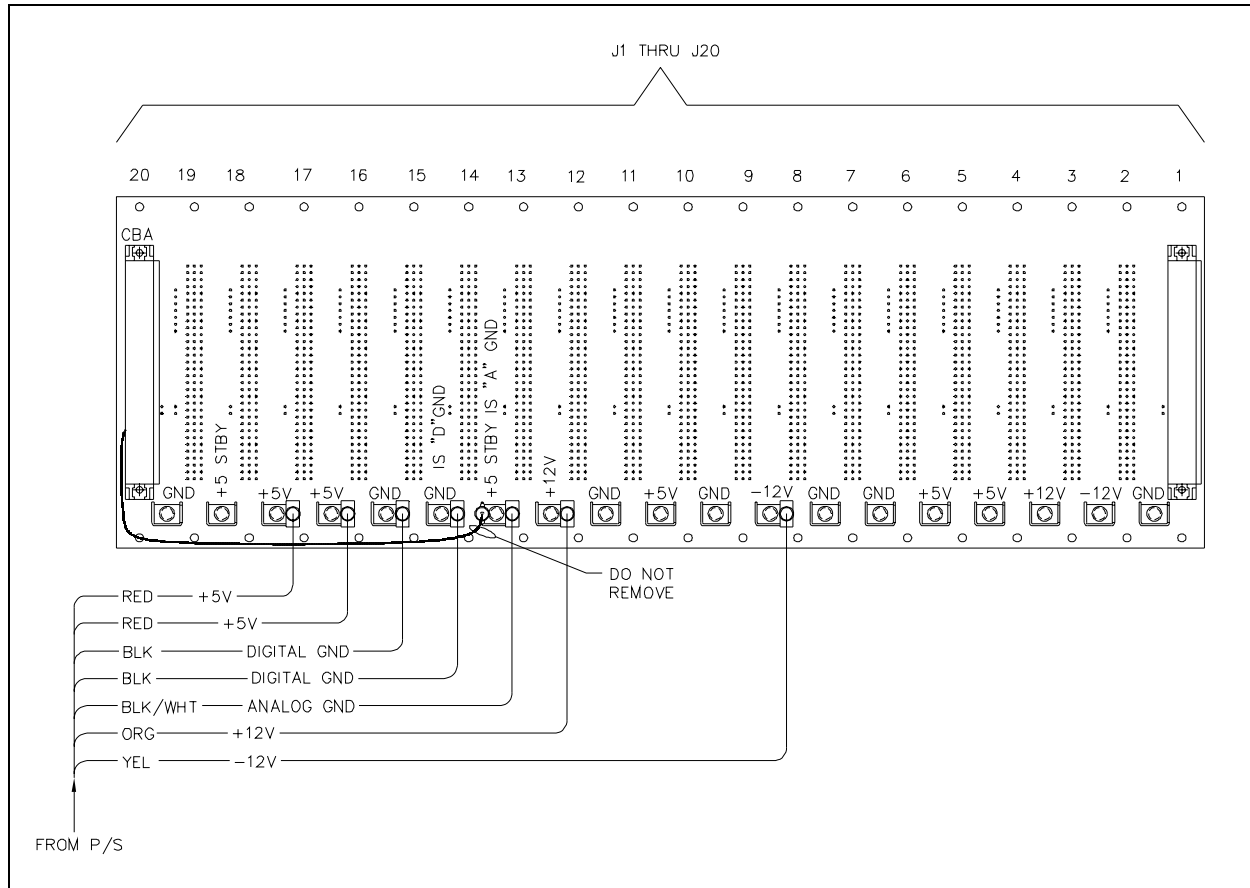


Figure 2.

Warranty

Equipment. GAI-Tronics warrants for a period of one (1) year from the date of shipment, that any GAI-Tronics equipment supplied hereunder shall be free of defects in material and workmanship, shall comply with the then-current product specifications and product literature, and if applicable, shall be fit for the purpose specified in the agreed-upon quotation or proposal document. If (a) Seller's goods prove to be defective in workmanship and/or material under normal and proper usage, or unfit for the purpose specified and agreed upon, and (b) Buyer's claim is made within the warranty period set forth above, Buyer may return such goods to GAI-Tronics' nearest depot repair facility, freight prepaid, at which time they will be repaired or replaced, at Seller's option, without charge to Buyer. Repair or replacement shall be Buyer's sole and exclusive remedy. The warranty period on any repaired or replacement equipment shall be the greater of the ninety (90) day repair warranty or one (1) year from the date the original equipment was shipped. In no event shall GAI-Tronics warranty obligations with respect to equipment exceed 100% of the total cost of the equipment supplied hereunder. Buyer may also be entitled to the manufacturer's warranty on any third-party goods supplied by GAI-Tronics hereunder. The applicability of any such third-party warranty will be determined by GAI-Tronics.

Services. Any services GAI-Tronics provides hereunder, whether directly or through subcontractors, shall be performed in accordance with the standard of care with which such services are normally provided in the industry. If the services fail to meet the applicable industry standard, GAI-Tronics will re-perform such services at no cost to buyer to correct said deficiency to Company's satisfaction provided any and all issues are identified prior to the demobilization of the Contractor's personnel from the work site. Re-performance of services shall be Buyer's sole and exclusive remedy, and in no event shall GAI-Tronics warranty obligations with respect to services exceed 100% of the total cost of the services provided hereunder.

Warranty Periods. Every claim by Buyer alleging a defect in the goods and/or services provided hereunder shall be deemed waived unless such claim is made in writing within the applicable warranty periods as set forth above. Provided, however, that if the defect complained of is latent and not discoverable within the above warranty periods, every claim arising on account of such latent defect shall be deemed waived unless it is made in writing within a reasonable time after such latent defect is or should have been discovered by Buyer.

Limitations / Exclusions. The warranties herein shall not apply to, and GAI-Tronics shall not be responsible for, any damage to the goods or failure of the services supplied hereunder, to the extent caused by Buyer's neglect, failure to follow operational and maintenance procedures provided with the equipment, or the use of technicians not specifically authorized by GAI-Tronics to maintain or service the equipment. **THE WARRANTIES AND REMEDIES CONTAINED HEREIN ARE IN LIEU OF AND EXCLUDE ALL OTHER WARRANTIES AND REMEDIES, WHETHER EXPRESS OR IMPLIED BY OPERATION OF LAW OR OTHERWISE, INCLUDING ANY WARRANTIES OF MERCHANTABILITY OR FITNESS FOR A PARTICULAR PURPOSE.**

Return Policy

If the equipment requires service, contact your Regional Service Center for a return authorization number (RA#). Equipment should be shipped prepaid to GAI-Tronics with a return authorization number and a purchase order number. If the equipment is under warranty, repairs or a replacement will be made in accordance with the warranty policy set forth above. Please include a written explanation of all defects to assist our technicians in their troubleshooting efforts.

Call 800-492-1212 (inside the USA) or 610-777-1374 (outside the USA) for help identifying the Regional Service Center closest to you.